
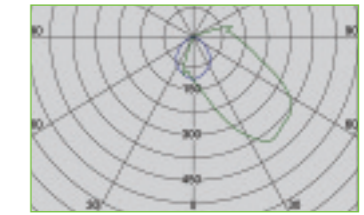
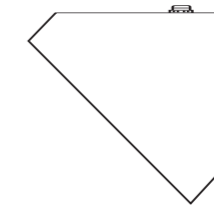



2844 SERIES IP65

FOR USE IN: Underpasses

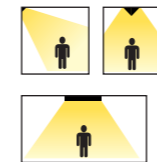


Dimensions and Weights



Typical Polar Curve

Type	Length mm	Width mm	Depth mm	Weight kg
1 x 24/36W PLL	570	218	218	*
1 x 55W PLL	700	218	218	*
1-2 18W TLD	870	218	218	*
1-2 36W TLD	1400	218	218	*
1-2 58W TLD	1700	218	218	*
1 x 35W SOX	700	218	218	*
1 x 55/90W SOX	870	218	218	*
1 x 50/70W SON-T	570	218	218	*
1 x 100W SON-T	570	218	218	*



Cornice Symmetrical
& Asymmetrical

Key Features and Benefits

- **Continuous or point symmetrical line lighting** Designed as cornice mounted luminaires
- **Robust aluminium extrusion** Strong construction, and bespoke lengths are available
- **Easy, safe disconnection** The easily removable and interchangeable gear tray, galvanised with a touch-proof plug and socket (FMLB), or combined optical and HF control gear on fluorescent circuits, speeds maintenance
- **SON, compact or T8 fluorescent** The choice of lamps offers versatility and convenience
- **Excellent optical performance** Each lamp has its own optical system of high purity aluminium, symmetrical as standard
- **IP65** A long service life is assured and the body is sealed with a protected silicone O ring retained within the body channel
- **Simple installation and mounting**
- **Highly impact resistant** The rating of IK09 and the 5mm UV stabilised polycarbonate diffuser in an aluminium frame as cover, with an Allen key opening, ensures excellent security

- **Body sizes:** 5 body sizes as standard, in extruded aluminium AIMg Si 0.5 to DIN 1725 with an average gauge of 2.5mm
- **Diffuser:** 5mm UV stabilised polycarbonate as cover
- **Finish:** Externally finished with a minimum of 65 microns polyester lacquer coat in grey RAL 9016
- **Mounting:** Internal clamps onto structure
- **Supply:** Main incoming supply cable via M20 flame retardant cable gland 10-14mm diameter cable to a 3 pole termination block that is suitable for 4mm² conductors as standard
- **Control gear – discharge:** all PFC control gear mounted on removable tray
– **fluorescent:** HF gear and optical system mounted on removable tray

Order Codes

Description	CODE
1 x 24/36W PLL	*
1 x 55W PLL	
1-2 18W TLD	
1-2 36W TLD	
1-2 58W TLD	
1 x 35W SOX	
1 x 55/90W SOX	
1 x 50/70W SON-T	
1 x 100W SON-T	

Notes

* Every 2844 luminaire is made to order and each type will have a particular and dedicated reference and weight.

To specify state: High impact rated (IK09) extruded aluminium underpass luminaire with UV-stabilised polycarbonate diffuser and frame and minimum surface finish of 65 microns, as per WRTL 2844 Series.



WRTL Exterior Lighting Ltd. Waterside Park, Golds Hill Way, Tipton, West Midlands DY4 0PU, UK.
Tel: +44 (0)121 521 1234 Web: www.wrtl.co.uk