

2-Tone

IP 66
(DIP)
(CBT)

IK 08

Class I

Class II □



The compact and distinct 2-Tone character has been designed for today's mini white light sources. ExaCT Comfort or Performer micro optics offer the choice between optimal control of glare and light pollution or maximum spacing. A robust IP 66 aluminium lantern with an extra ingress protected (DIP) optical compartment. The use of separate column adapters make 2-Tone a versatile architectural lantern.

Applications

Consult pages 16-19

Lamps

Ceramic metal halide
up to 150W



2-Tone 2700
Without column adapter



2-Tone 2701
Post top \varnothing 60-76mm
(bolts frontside)



2-Tone 2704
Post top \varnothing 60-76mm
(bolts backside)



2-Tone 2702
Side entry \varnothing 32-42mm



2-Tone 2703
Side entry \varnothing 48-60mm

2-Tone

COMPONENTS

- 1 **Housing** die-cast (LM6 quality) aluminium in Futura Gris 900 Sablé (anthracite), with integrated slots for mounting of column adapters.
- 2 **Frame** die-cast (LM6 quality) aluminium in Futura Gris 150 Sablé (light grey); frame holds gear and optical compartment and hinges down on opening (hinge spring prevents the frame from falling to the column).
- 3 **Glass** transparent impact resistant and toughened flat glass, secured in frame by four stainless steel clips.
- 4 **Opening/closing** frame with glass is opened tool-less by stainless steel clip, captively fixed to the front of the housing; clips have plastic rollers for smooth operation and to prevent damage to lantern's finish. Safe Maintenance Technology (SMT): a circuit breaker automatically switches off power, when opening the lantern.
- 5 **Column adapter** die-cast (LM6 quality) aluminium in Futura Gris 900 Sablé:
 - a 2-Tone 2700 without column adapter for customised bracket/arm.
 - b 2-Tone 2701 for post top \varnothing 60-76mm (mounting bolts at frontside).
 - c 2-Tone 2704 for post top \varnothing 60-76mm (mounting bolts at backside). For post top \varnothing 60mm additional adapter can be ordered with lantern.
 - d 2-Tone 2702 for side entry \varnothing 32-42mm.
 - e 2-Tone 2703 for side entry \varnothing 48-60mm. Fixing on column by two stainless steel M10 bolts (extra long bolts for column \varnothing 60mm can be ordered with the lantern).



- 6 **Gasket**
 - a Silicone gasket in housing seals complete lantern to IP 66.
 - b Silicone gasket between reflector and glass, and between DIP-cap and DIP-ring form an extra (DIP) seal of the optical compartment.
 - c Controlled Breathing Technology (CBT) preventing build up of condensation: lantern breathing through filter on the backside of the housing (6c1). Optical compartment through lamp cable hose (6c2) (optional filter in DIP-cap).
- 7 **Lamp replacement** the lamp can easily be replaced by removing the DIP-cap (levering bracket) with the lamp holder/lamp. DIP-cap consists of highly temperature resistant plastic.
- 8 **Gear tray** galvanised steel plate, mounted in the housing.
- 9 **Gear** mounted on a metal gear tray. Ceramic metal halide: conventional (G12) with timed ignitor, power factor corrected (PFC) or electronic (G12 and PGZ12).
- 10 **Optics** ExaCT 3D reflectors of anodised high purity aluminium, with symmetrical light distribution:
 - a ExaCT-Performer for maximum column spacing.
 - b ExaCT-Comfort for optimal glare control and less light pollution. Lantern tilt in post top use 5° , in side entry use 0° . Glare classification at 0° G6, at 5° G1 (Performer) / G4 (Comfort). Lamp holder position horizontally adjustable to road geometry.
- 11 **Cable connection** M20 gland, cable entry 10-14mm, with strain relief.
- 12 **Electrical connection** cable is connected to circuit breaker. Insulation Class II as standard (with circuit breaker). Class I through earth connection.

CHARACTERISTICS

Mounting



Column adapters are fixed to the backside of the lantern.

The post top adapter is for Ø 60-76mm; for Ø 60mm a special adapter is available.

Easy and safe maintenance



Stainless steel closing clip with plastic roller, for tool-less and smooth opening and closing of the lantern.



Power is automatically switched off after opening the lantern. Frame with optical unit hinges down to column side, without hitting the column.



DIP-cap with lamp easily removable for quick lamp replacement.

Optics

ExaCT micro optics offer the right balance between lighting performance and optical control.



ExaCT Performer

For maximum column spacing, light levels and uniformity.



ExaCT Comfort

For optimal glare control and less light pollution.

2-Tone

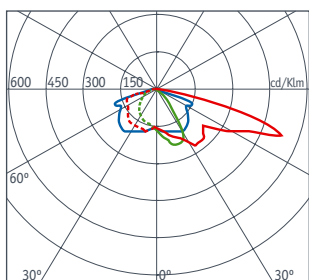
SETS & BRACKETRY

For a further integration of lantern and column towards a more decorative arrangement, a number of standard brackets is available. Some examples are shown here.



- 1 Mayotte - with 2-Tone 2702/2703
- 2 Step - with 2-Tone 2702/2703
- 3 Spline - with 2-Tone 2702/2703
- 4 Top - with 2-Tone 2701/2704
- 5 Sao Paulo - with 2-Tone 2702/2703

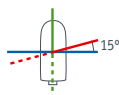
2-Tone



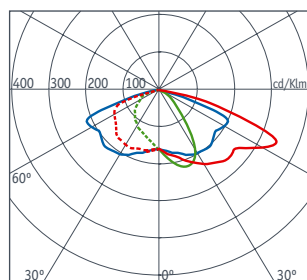
Reflector
ExaCT Performer

Lamp
MT-60

Performance
ULOR: 0%
DLOR: 75%



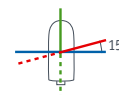
2-Tone



Reflector
ExaCT Comfort

Lamp
MT-60

Performance
ULOR: 0%
DLOR: 73%



MODEL	TYPE	SHAPE	LAMP HOLDER	REFLECTOR		MODEL ⁽¹⁾	W.a. (m ²)	Kg
				ExaCT Performer	ExaCT Comfort			
2-Tone (all types)	MT-35		G12	•	•	2700	0.042	5.2
	MT-70		G12	•	•	2701	0.046	5.7
	MT-150		G12	•	•	2702	0.048	5.7
	MT-45		PGZ12	•	•	2703	0.050	5.7
	MT-60		PGZ12	•	•	2704	0.046	5.7
	MT-90		PGZ12	•	•			
	MT-140		PGZ12	•	•			

MT (Ceramic metal halide)

W.a. (Windage area)
Kg (Weight)

(1) Windage area and weight by model

For more information about lamps, consult pages 386-389.

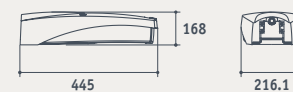
OPTIONS

- Including lamp and cable
- Class I version with connector in stead of circuit breaker
- Wired for cell (WFC), mini Photocell or NEMA socket (2701/2704)
- Other RAL colours (bi-colour or mono-colour) on request
- DIM versions


ACCESSORIES

902140000 Adapter for post top Ø 60mm

2-Tone 2700



2-Tone 2701




2-Tone 2702



2-Tone 2703



2-Tone 2704



Mounting details

