

# 2600

IP 65

IK 08

Class I

Class II



The 2600 lantern is probably the most rugged exterior lighting lantern ever designed. Resistant to exposure under storm, deluge conditions and highly exposed to coastal areas. Through the extra thick GRP body and polycarbonate bowl the lantern is extremely vandal resistant. The wide beam light distribution makes it an excellent lantern for lower mounting heights in for example residential schemes, side roads, pedestrian and cycle paths, achieving wide spacings.

## Applications

Consult pages 16-19

## Lamps

Compact fluorescent  
up to 24W (FSD)  
up to 57W (FSM)  
up to 85W (FSM6H)  
High pressure sodium  
up to 100W  
Ceramic metal halide  
up to 100W  
Low pressure sodium  
up to 35W



- 1 **Housing** made of moulded, extra thick, glass fibre reinforced polyester (GRP) with integrated hinges. Standard colour RAL 7035, unpainted.
- 2 **Bowl** made of extra thick, impact and UV-resistant, injection moulded clear polycarbonate. The bowl is with refraction.
- 3 **Opening/closing** by two heavy duty impact and UV-resistant polycarbonate clips, securely fixed to the housing.
- 4 **Mounting** standard for side entry  $\varnothing$  60mm. For small bracket diameters a flexofix insert is available to suit  $\varnothing$  32/34mm. For post top mounting two post top adapters are available: universal for post top  $\varnothing$  76/60mm (unpainted) or dedicated  $\varnothing$  60mm (RAL 7035), which are installed with two bolts at the underside of the spigot.
- 5 **Gear tray** steel plate, painted reflection white. Gear tray is fixed in the lantern through two captive screws and a hinge at the rear, also allowing easy maintenance.
- 6 **Gear**  
Compact fluorescent: standard electronic.  
High pressure sodium: standard conventional gear, power factor corrected (PFC).  
Ceramic metal halide: standard conventional gear with timed ignitor, power factor corrected (PFC).  
For MT-45/60 standard electronic.
- 7 **Optics** dedicated per lamp type, made of high quality anodised aluminium. In combination with the refractor bowl, designed with a tow-in angle, this provides the lantern with a wide beam light distribution and excellent column spacing.  
In ST/MT-50/70W the lamp can be set to either a N (narrow road) or W (wide road) setting, allowing optimisation of your lighting scheme.
- 8 **Thermofix**<sup>®</sup> warrants optimal temperature behaviour for compact fluorescent lamps (FSD) and assures a firm and shock absorbing fixation of the lamp in combination with the lamp holder.
- 9 **Cable connection** PG 16 gland, cable entry 6-14mm, with strain relief.

### Mounting



Post top.



Side entry.



2601 Pendant mounting.

### Mounting to column



Post top adapter Ø 60mm die-cast aluminium.



Post top adapter Ø 76/60mm extruded aluminium.

### Lighting control

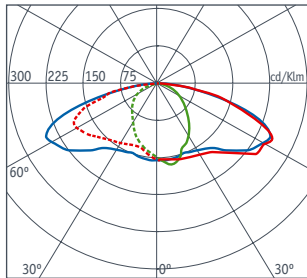


Anti-glare shield mounted.



Anti-glare shield.

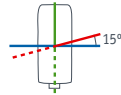
### 2600



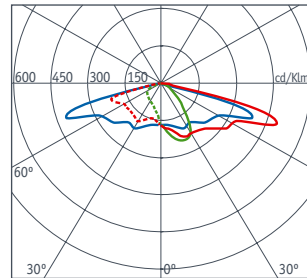
**Reflector**  
SRN

**Lamp**  
FSD-24

**Performance**  
ULOR: 2%  
DLOR: 72%



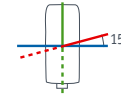
### 2600



**Reflector**  
SRN

**Lamp**  
ST-70

**Performance**  
ULOR: 2%  
DLOR: 81%



MODEL	TYPE	SHAPE	LAMP HOLDER	REFLECTOR	BOWL	W.a. (m <sup>2</sup> )	Kg
2500	FSD-18/24		2G11	SRN	PC	0.098	4-5.5
	2FSD-18/24		2G11				
	FSM-26/42		GX24q-3/4				
	FSM-57		GX24q-5				
	FSM6H-60/85		2G8-1				
	MT-45		PGZ12				
	MT-60		PGZ12				
	ST/MT-50		E27				
	ST/MT-70		E27				
	ST/MT-100		E40				
	LSE-18		BY22d				
	LSE-26		BY22d				
	LS-35		BY22d				

FSD-FSM-FSM6H (Compact fluorescent)  
MT (Ceramic metal halide)  
ST (High pressure sodium)  
LS-LSE (Low pressure sodium)

PC (Polycarbonate Bowl)  
W.a. (Windage area)  
Kg (Weight)

For more information about lamps, consult pages 386-389.

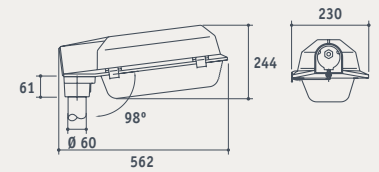
### OPTIONS

Including lamp and cable  
Class II versions  
Wired for cell (WFC), mini Photocell or NEMA socket  
Other RAL colours on request  
DIM versions  
Electronic ballast for ST/MT (70W max.)

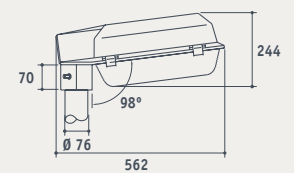
### ACCESSORIES

902600200	Anti-glare shield
785990000	Adapter for post top Ø 60/76mm (extruded aluminium)
7260057035	Adapter for post top Ø 60mm (die-cast aluminium), standard colour RAL 7035
189100450	Flexofix insert for side entry mounting Ø 32/34mm

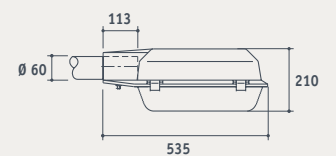
### 2600 Post top Ø 60mm



### 2600 Post top Ø 76mm



### 2600 Side Entry



### 2601 Pendant space

