

Circo

IP 66
(DIP)
(CBT)

IK 08
(Glass)

IK 10
(Bowl)

Class I

Class II 



The Circo is the perfect modern interpretation of a round basic form. The compact and robust aluminium structure makes it also very suitable at lower mounting heights. Its design is combined with uncompromising functionality: universal post top/side entry mounting, two bowl types and a range of dedicated optics for optimal performance and comfort, DIP, IP 66 highly ingress protected, safe and simple maintenance.

Applications

Consult pages 16-19

Lamps

Compact fluorescent
up to 57W (FSM)
up to 85W (FSM6H)
High pressure sodium
up to 100W (SE)
up to 150W (ST)
Ceramic metal halide
up to 100W (ME)
up to 150W (MT)



Post top \varnothing 60-76mm



Side entry \varnothing 32-60mm



Circo's circular shape

Universal mounting with polycarbonate bowl or flat glass.

- 1 **Canopy and frame** in die-cast (LM6 quality) aluminium. Standard colour Futura Gris 900 Sablé (anthracite), other colours on request.
- 2 **Bowl** available in two versions: clear impact resistant injection moulded UV stabilized polycarbonate bowl or toughened flat glass, secured in a frame by four screws.
- 3 **Opening/closing** by stainless steel closing clip captively fixed at front of frame, with a plastic roller for a smooth operation. The canopy hinges upwards and has a safety catch to keep it in a fixed position allowing easy and safe maintenance.
- 4 **Safe Maintenance Technology (SMT)** a circuit breaker automatically switches off power on opening of the lantern.
- 5 **Mounting** by trapdoor spigot of die-cast (LM6 quality) aluminium in Futura Gris 900 Sablé (anthracite). Without adapter suitable for post top \varnothing 60-76mm (standard with 5° tilt) and for side entry \varnothing 32-60mm (standard with 0° tilt). Column mounting by two stainless steel M10 bolts (extra long bolts for small column diameters can be ordered with the lantern).
- 6 **Gasket**
 - a Silicone gasket in housing seals complete lantern to IP 66.
 - b Silicone gasket between reflector and bowl/glass, and between DIP-cap and DIP-ring/housing (ExaCT) form an extra (DIP) seal of the optical compartment. After disconnecting the plug connection of the lamp cable (Arc80 optic) or removing the spring clip of the DIP-cap (ExaCT optic), the lamp can be easily replaced by removing the DIP-cap including the lamp holder with lamp. DIP-cap is made of highly temperature resistant plastic.
 - c Controlled Breathing Technology (CBT) preventing build up of condensation:
 - lantern breathing through filter on the backside of the housing.
 - optical compartment breathing through filter in DIP-cap (Arc80 optic) or through lamp cable hose (ExaCT optic; optional filter in DIP-cap).



- 7 **Gear tray** galvanised steel plate, mounted on top of the reflector, removable without tools by disconnecting the plug and socket connection and releasing two stainless steel locking clips.
- 8 **Gear** electromagnetic or electronic depending on lamp type/wattage; electromagnetic gear for metal halide standard with timed ignitor; bi-power ballasts and dim versions on request; versions with mini Photocell, NEMA socket or pre-wired for cell (WFC).
- 9 **Optics** Reflectors made of high purity anodised aluminium.
 - a Arc80-S 3D faceted optic with symmetrical distribution.
 - b ExaCT 3D micro optics for ceramic metal halide lamps, with symmetrical light distribution:
 - ExaCT-Performer for maximum column spacing.
 - ExaCT-Comfort for optimal glare control and less light pollution.
 Distribution can be adapted by horizontal and vertical adjustment of the lamp holder. Glare classification polycarbonate bowl up to G3 and flat glass G6. Lighting Comfort System: external anti-glare shields, to be mounted between frame and bowl (frontside or backside), also retrofit.
- 10 **Cable connection** M20 gland, cable entry 6-14mm, with strain relief.
- 11 **Electrical connection** Insulation Class I as standard; versions with special Class II components available (not for FSM6H and MT with G12 lamp holder).

Mounting



Universal post top and side entry trapdoor mounting system.

Easy and safe maintenance



Stainless steel closing clip with plastic roller for tool-less and smooth opening and closing.



When opened the canopy is kept in a fixed position by a safety catch for safe and easy maintenance.

Easy lamp replacement



Arc80 optics
Lantern opened in security position.



ExaCT optics
Lantern opened in security position.



Arc80 optics
Release the supply cable.



ExaCT optics
Release the safety catch.

Optics



Arc80-S optics
Symmetrical distribution for optimal performance with a wide range of lamp types.



ExaCT micro optics
Symmetrical distribution for ceramic metal halide lamps:
- Performer for optimal spacing.
- Comfort for minimal glare and light pollution.

Lighting Comfort System



Arc80 optics
Removal of the lamp via DIP-cap.



ExaCT optics
Removal of the lamp via DIP-cap.



Flat glass version for minimal glare and light pollution (G6).



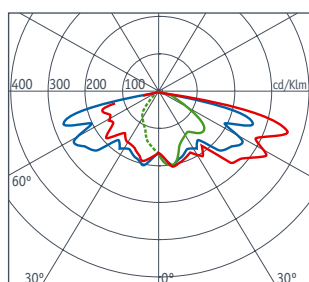
Louvre system for additional control of obtrusive light.

For a further integration of lantern and column towards a more decorative arrangement, a number of standard brackets is available. Some examples are shown here.



- 1 Feroe Single - with Circo 2675
- 2 Feroe Twin - with Circo 2675
- 3 Alteo - with Circo 2675
- 4 Step Twin - with Circo 2676
- 5 Step Single - with Circo 2676

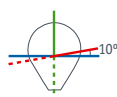
Circo 2675



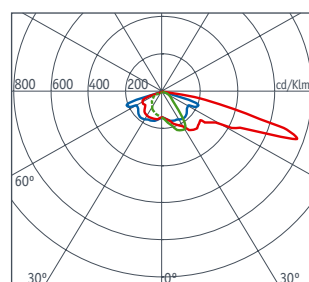
Reflector
Arc80-S

Lamp
ST-70

Performance
ULOR: 1%
DLOR: 77%



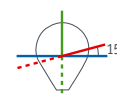
Circo 2675



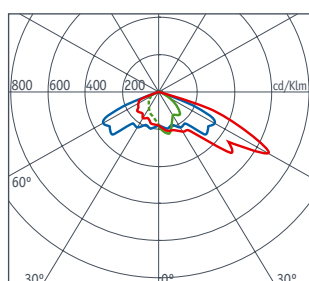
Reflector
ExaCT Performer

Lamp
MT-60

Performance
ULOR: 0%
DLOR: 78%



Circo 2676



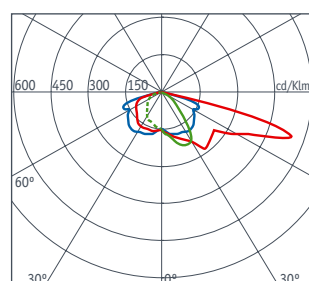
Reflector
Arc80-S

Lamp
ST-70

Performance
ULOR: 0%
DLOR: 80%



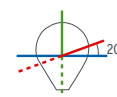
Circo 2676



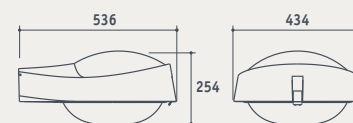
Reflector
ExaCT Comfort

Lamp
MT-60

Performance
ULOR: 0%
DLOR: 75%



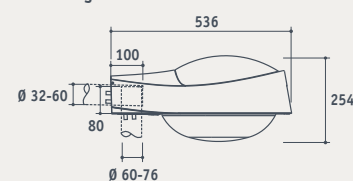
Circo 2675



Circo 2676



Mounting details



MODEL	TYPE	SHAPE	LAMP HOLDER	REFLECTOR		W.a. (m ²)		Kg
				Arc80-S	ExaCT Performer Comfort	2675 (Bowl)	2676 (Glass)	
Circo (all types)	FSM-26/32/42		GX24q-3/4	•		0.10	0.08	13
	FSM-57		GX24q-5	•				
	FSM6H-60		2G8-1	•				
	FSM6H-85		2G8-1	•				
	ST/MT-50		E27	•				
	ST/MT-70		E27	•				
	ST/MT-100		E40	•				
	ST/MT-150		E40	•				
	SE-50		E27	•				
	SE/ME-70		E27	•				
	SE/ME-100		E40	•				
	MT-45/140		PGZ12		•	•		
	MT-35/150		G12	•	•	•		

FSM-FSM6H (Compact fluorescent)
MT-ME (Ceramic metal halide)
ST-SE (High pressure sodium)

W.a. (Windage area)
Kg (Weight)

For more information about lamps, consult pages 386-389.

OPTIONS

Including lamp and cable
Wired for cell (WFC), mini Photocell or NEMA socket
Other RAL colours on request
DIM versions

ACCESSORIES

902690100 Anti-glare louvre height = 25mm
902690200 Anti-glare louvre height = 75mm