
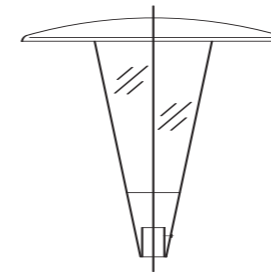


FLUTE IP66

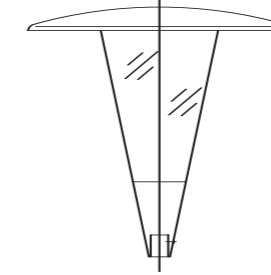
FOR USE IN: Precincts, plazas, parks, walkways, paths, pedestrian, residential areas and home zones



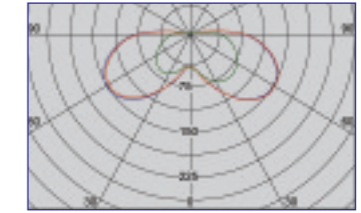
Dimensions and Weights



PL-L version



SON-T version



Typical Polar Curve

Type	Height mm	Diameter mm	Windage	Weight kg
32W PL-L	814	900	0.15	6.0
42W PL-L	814	900	0.15	6.5
50/70W SON-T	852	900	0.15	8.0

Key Features and Benefits

- **Slim architectural design** Slim and symmetrical design, timeless styling to complement unobtrusively a wide range of amenity, urban and residential applications
- **Wide beam light distribution** The excellent light technical performance uses a high brightness mirror optic for a very uniform light distribution in a range of lamp options
- **IP66** The high weather resistance and ingress protection ensures its long working life
- **Excellent corrosion resistance** The polyurethane canopy resists atmospheric corrosion
- **Recyclable** The Flute lantern is almost completely recyclable at the end of life
- **High impact resistance** The IK08 rating demonstrates its resistance to vandalism

- **One canopy size:** Polyurethane
- **Bowl:** Injection-moulded, UV-stabilised polycarbonate
- **Finish:** RAL 9007 grey aluminium. Other colours available
- **Mounting:** For between 3.5 and 5 metres
- **Spigots:** Die-cast aluminium, post top only, 60mm or 76mm
- **Control gear:** Integral as standard
- **Insulation:** Class 1 (must be earthed). Class 11 optional
- **Ambient temperature range:** -20°C - +35°C
- **Standard ballast:** 230/240V, thermally protected

Order Codes

Description	CODE
32W PL-L	FLU32/76
42W PL-L	FLU42/76
50/70W SON-T	FLU50/70/76

Notes

The codes shown are 76mm spigot as standard. To order with 60mm spigot, clients should replace the final digits '76' in the order code with '60', e.g. FLU24/60.

To specify state: Slim, symmetrical post top lantern with wide beam mirror optics, rated IP66 and with a high impact classification of IK08 as WRTL Flute range.



WRTL Exterior Lighting Ltd. Waterside Park, Golds Hill Way, Tipton, West Midlands DY4 0PU, UK.
Tel: +44 (0)121 521 1234 Web: www.wrtl.co.uk